



Proposal template

Research and Innovation actions

⚠ Page limit: For full proposals, the cover page, and sections 1, 2 and 3, together should not be longer than 100 pages. All tables in these sections must be included within this limit. The minimum font size allowed is 11 points. The page size is A4, and all margins (top, bottom, left, right) should be at least 15 mm (not including any footers or headers).

Note for the students who have to pass the exam: in all statements in red provided by EC (including above), replace the word “pages” by “lines”.

Comments in green are not provided by the EC; students should consider them as recommendations to follow if possible.

All sections whose title is underlined should be completed before submission for the exam.

COVER PAGE

Title of Proposal:

List of participants:

Participant No	Participant organisation name	Country
1 (Coordinator)		
2		
3		
4		
5		
...		

Table of Contents

1. Excellence

Recommended length: 30 pages

1.1 Objectives – About 3 pages

- Describe the specific objectives for the project¹, which should be clear, measurable, realistic and achievable within the duration of the project. Objectives should be consistent with the expected exploitation and impact of the project (see section 2).

1.2 Relation to the work programme – About 2 pages

- Indicate the work programme topic to which your proposal relates, and explain how your proposal addresses the specific challenge and scope of that topic, as set out in the work programme.

Note for the students: skip part 1.2

1.3 Concept and approach – About 15 pages

- Describe and explain the overall concept underpinning the project. Describe the main ideas, models or assumptions involved. Identify any trans-disciplinary considerations;
- Describe the positioning of the project e.g. where it is situated in the spectrum from ‘idea to application’, or from ‘lab to market’.
- Describe and explain the overall approach and methodology, distinguishing, as appropriate, activities indicated in the relevant section of the work programme, e.g. for research, demonstration, piloting, first market replication, etc;
- Where relevant, describe how sex and/or gender analysis is taken into account in the project’s content.

1.4 Ambition – About 10 pages

- Describe the advance your proposal would provide beyond the state-of-the-art, and the extent the proposed work is ambitious. Your answer could refer to the ground-breaking nature of the objectives, concepts involved, issues and problems to be addressed, and approaches and methods to be used.
- Describe the innovation potential which the proposal represents. Where relevant, refer to products and services already available on the market. Please refer to the results of any patent search carried out.

¹ The term ‘project’ used in this template equates to an ‘action’ in certain other Horizon 2020 documentation.

2. Impact

Recommended length: 20 pages

2.1 Expected impacts – About 5 pages

- Describe how your project will contribute to:
 - improving innovation capacity and the integration of new knowledge (strengthening the competitiveness and growth of companies by developing innovations meeting the needs of European and global markets; and, where relevant, by delivering such innovations to the markets;
 - any other environmental and socially important impacts (if not already covered above).
- Describe any barriers/obstacles, and any framework conditions (such as regulation and standards), that may determine whether and to what extent the expected impacts will be achieved. (This should not include any risk factors concerning implementation, as covered in section 3.2.)


2.2 Measures to maximise impact – About 15 pages

a) Dissemination and exploitation of results – About 10 pages

- Provide a draft ‘plan for the dissemination and exploitation of the project's results’ (unless the work programme topic explicitly states that such a plan is not required). For innovation actions describe a credible path to deliver the innovations to the market. The plan, which should be proportionate to the scale of the project, should contain measures to be implemented both during and after the project.
 - ⚠ *Dissemination and exploitation measures should address the full range of potential users and uses including research, commercial, investment, social, environmental, policy making, setting standards, skills and educational training.*
 - ⚠ *The approach to innovation should be as comprehensive as possible, and must be tailored to the specific technical, market and organisational issues to be addressed.*
- Explain how the proposed measures will help to achieve the expected impact of the project. Include a business plan where relevant.
- Where relevant, include information on how the participants will manage the research data generated and/or collected during the project, in particular addressing the following issues:²
 - What types of data will the project generate/collect?
 - What standards will be used?


² For further guidance on research data management, please refer to the H2020 Online Manual on the Participant Portal.


- How will this data be exploited and/or shared/made accessible for verification and re-use? If data cannot be made available, explain why.
- How will this data be curated and preserved?

 *You will need an appropriate consortium agreement to manage (amongst other things) the ownership and access to key knowledge (IPR, data etc.). Where relevant, these will allow you, collectively and individually, to pursue market opportunities arising from the project's results.*

 *The appropriate structure of the consortium to support exploitation is addressed in section 3.3.*

- Outline the strategy for knowledge management and protection. Include measures to provide open access (free on-line access, such as the 'green' or 'gold' model) to peer-reviewed scientific publications which might result from the project³.

 *Open access publishing (also called 'gold' open access) means that an article is immediately provided in open access mode by the scientific publisher. The associated costs are usually shifted away from readers, and instead (for example) to the university or research institute to which the researcher is affiliated, or to the funding agency supporting the research.*

 *Self-archiving (also called 'green' open access) means that the published article or the final peer-reviewed manuscript is archived by the researcher - or a representative - in an online repository before, after or alongside its publication. Access to this article is often - but not necessarily - delayed ('embargo period'), as some scientific publishers may wish to recoup their investment by selling subscriptions and charging pay-per-download/view fees during an exclusivity period.*

b) Communication activities – About 5 pages

- Describe the proposed communication measures for promoting the project and its findings during the period of the grant. Measures should be proportionate to the scale of the project, with clear objectives. They should be tailored to the needs of various audiences, including groups beyond the project's own community. Where relevant, include measures for public/societal engagement on issues related to the project.

³ Open access must be granted to all scientific publications resulting from Horizon 2020 actions. Further guidance on open access is available in the H2020 Online Manual on the Participant Portal.

3. Implementation

Recommended length: 20 pages (plus tables)

Note for the students: tables 3.1a,b,c are not necessary to pass the exam.

3.1 Work plan — Work packages, deliverables and milestones – About 5 pages

Please provide the following:

- brief presentation of the overall structure of the work plan;
- timing of the different work packages and their components (Gantt chart or similar);
- detailed work description, i.e.:
 - a description of each work package (table 3.1a);
 - a list of work packages (table 3.1b);
 - a list of major deliverables (table 3.1c);
- graphical presentation of the components showing how they inter-relate (Pert chart or similar).

⚠ Give full details. Base your account on the logical structure of the project and the stages in which it is to be carried out. Include details of the resources to be allocated to each work package. The number of work packages should be proportionate to the scale and complexity of the project.

⚠ You should give enough detail in each work package to justify the proposed resources to be allocated and also quantified information so that progress can be monitored, including by the Commission.

⚠ You are advised to include a distinct work package on 'management' (see section 3.2) and to give due visibility in the work plan to 'dissemination and exploitation' and 'communication activities', either with distinct tasks or distinct work packages.

⚠ You will be required to include an updated (or confirmed) 'plan for the dissemination and exploitation of results' in both the periodic and final reports. (This does not apply to topics where a draft plan was not required.) This should include a record of activities related to dissemination and exploitation that have been undertaken and those still planned. A report of completed and planned communication activities will also be required.

⚠ If your project is taking part in the Pilot on Open Research Data⁴, you must include a 'data management plan' as a distinct deliverable within the first 6 months of the project. A template for such a plan is given in the guidelines on data management in the H2020 Online Manual. This deliverable will evolve during the lifetime of the project in order to present the status of the project's reflections on data management.

Definitions:

'Work package' means a major sub-division of the proposed project.

⁴ Certain actions under Horizon 2020 participate in the 'Pilot on Open Research Data in Horizon 2020'. All other actions can participate on a voluntary basis to this pilot. Further guidance is available in the H2020 Online Manual on the Participant Portal.

'Deliverable' means a distinct output of the project, meaningful in terms of the project's overall objectives and constituted by a report, a document, a technical diagram, a software etc.

'Milestones' means control points in the project that help to chart progress. Milestones may correspond to the completion of a key deliverable, allowing the next phase of the work to begin. They may also be needed at intermediary points so that, if problems have arisen, corrective measures can be taken. A milestone may be a critical decision point in the project where, for example, the consortium must decide which of several technologies to adopt for further development.

3.2 Management structure and procedures – About 5 pages

- Describe the organisational structure and the decision-making (including a list of milestones (table 3.2a))
- Explain why the organisational structure and decision-making mechanisms are appropriate to the complexity and scale of the project.
- Describe, where relevant, how effective innovation management will be addressed in the management structure and work plan.

⚠ *Innovation management is a process which requires an understanding of both market and technical problems, with a goal of successfully implementing appropriate creative ideas. A new or improved product, service or process is its typical output. It also allows a consortium to respond to an external or internal opportunity.*

- Describe any critical risks, relating to project implementation, that the stated project's objectives may not be achieved. Detail any risk mitigation measures. Please provide a table with critical risks identified and mitigating actions (table 3.2b)

Note for the students: skip part 3.2


3.3 Consortium as a whole – About 3 pages

⚠ *The individual members of the consortium are described in a separate section 4. There is no need to repeat that information here.*

- Describe the consortium. How will it match the project's objectives? How do the members complement one another (and cover the value chain, where appropriate)? In what way does each of them contribute to the project? How will they be able to work effectively together?
- If applicable, describe the industrial/commercial involvement in the project to ensure exploitation of the results and explain why this is consistent with and will help to achieve the specific measures which are proposed for exploitation of the results of the project (see section 2.2).
- **Other countries:** If one or more of the participants requesting EU funding is based in a country that is not automatically eligible for such funding (entities from Member States of the EU, from Associated Countries and from one of the countries in the exhaustive list included in [General Annex A of the work programme](#) are automatically eligible for

EU funding), explain why the participation of the entity in question is essential to carrying out the project

3.4 Resources to be committed – About 7 pages

 *Please make sure the information in this section matches the costs as stated in the budget table in section 3 of the administrative proposal forms, and the number of person/months, shown in the detailed work package descriptions.*

Please provide the following:

- a table showing number of person/months required (table 3.4a)
- a table showing ‘other direct costs’ (table 3.4b) for participants where those costs exceed 15% of the personnel costs (according to the budget table in section 3 of the administrative proposal forms)

Note for the students: skip table 3.4b

Tables

PM: 25 pages

Table 3.1a: Work package description

For each work package:

Work package number	Start Date or Starting Event						
Work package title							
Participant number							
Short name of participant							
Person/months per participant:							

Objectives

Description of work (where appropriate, broken down into tasks), lead partner and role of participants

Deliverables (brief description and month of delivery)

Table 3.1b: List of work packages

Work package No	Work Package Title	Lead Participant No	Lead Participant Short Name	Person-Months	Start Month	End month
				Total months		

Table 3.1c: List of Deliverables⁵

Deliverable (number)	Deliverable name	Work package number	Short name of lead participant	Type	Dissemination level	Delivery date

KEY

Deliverable numbers in order of delivery dates. Please use the numbering convention <WP number>.<number of deliverable within that WP>.

For example, deliverable 4.2 would be the second deliverable from work package 4.

Type:

Use one of the following codes:

- R: Document, report (excluding the periodic and final reports)
- DEM: Demonstrator, pilot, prototype, plan designs
- DEC: Websites, patents filing, press & media actions, videos, etc.
- OTHER: Software, technical diagram, etc.

Dissemination level:

Use one of the following codes:

- PU = Public, fully open, e.g. web
- CO = Confidential, restricted under conditions set out in Model Grant Agreement
- CI = Classified, information as referred to in Commission Decision 2001/844/EC.

Delivery date

Measured in months from the project start date (month 1)

⁵ If your action taking part in the Pilot on Open Research Data, you must include a data management plan as a distinct deliverable within the first 6 months of the project. This deliverable will evolve during the lifetime of the project in order to present the status of the project's reflections on data management. A template for such a plan is available on the Participant Portal (Guide on Data Management).

Table 3.2a: List of milestones

Milestone number	Milestone name	Related work package(s)	Estimated date	Means of verification

KEY

Estimated date
Measured in months from the project start date (month 1)

Means of verification
Show how you will confirm that the milestone has been attained. Refer to indicators if appropriate. For example: a laboratory prototype that is ‘up and running’; software released and validated by a user group; field survey complete and data quality validated.

Table 3.2b: Critical risks for implementation

Description of risk	Work package(s) involved	Proposed risk-mitigation measures

Table 3.4a: Summary of staff effort

Please indicate the number of person/months over the whole duration of the planned work, for each work package, for each participant. Identify the work-package leader for each WP by showing the relevant person-month figure in bold.

	WPn	WPn+1	WPn+2	Total Person/ Months per Participant
Participant Number/Short Name				
ParticipantNumber/ Short Name				
Participant Number/ Short Name				
Total Person/Months				

Table 3.4b: ‘Other direct cost’ items (travel, equipment, other goods and services, large research infrastructure)

Please complete the table below for each participant if the sum of the costs for ‘travel’, ‘equipment’, and ‘goods and services’ exceeds 15% of the personnel costs for that participant (according to the budget table in section 3 of the proposal administrative forms).

Participant Number/Short Name	Cost (€)	Justification
Travel		
Equipment		
Other goods and services		
Total		

Please complete the table below for all participants that would like to declare costs of large research infrastructure under Article 6.2 of the General Model Agreement⁶, irrespective of the percentage of personnel costs. Please indicate (in the justification) if the beneficiary’s methodology for declaring the costs for large research infrastructure has already been positively assessed by the Commission.

Participant Number/Short Name	Cost (€)	Justification
Large research infrastructure		

⁶ Large research infrastructure means research infrastructure of a total value of at least EUR 20 million, for a beneficiary. More information and further guidance on the direct costing for the large research infrastructure is available in the H2020 Online Manual on the Participant Portal.

Section 4: Members of the consortium

⚠ *This section is not covered by the page limit.*

⚠ *The information provided here will be used to judge the operational capacity.*

4.1. Participants (applicants) – 2 pages/institution

Please provide, for each participant, the following (if available):

- a description of the legal entity and its main tasks, with an explanation of how its profile matches the tasks in the proposal;
- a curriculum vitae or description of the profile of the persons, including their gender, who will be primarily responsible for carrying out the proposed research and/or innovation activities;
- a list of up to 5 relevant publications, and/or products, services (including widely-used datasets or software), or other achievements relevant to the call content;
- a list of up to 5 relevant previous projects or activities, connected to the subject of this proposal;
- a description of any significant infrastructure and/or any major items of technical equipment, relevant to the proposed work;
- [any other supporting documents specified in the work programme for this call.]

Note for the students: skip the CV and lists

4.2. Third parties involved in the project (including use of third party resources)

Please complete, for each participant, the following table (or simply state "No third parties involved", if applicable):

Does the participant plan to subcontract certain tasks (please note that core tasks of the project should not be sub-contracted)	Y/N
<i>If yes, please describe and justify the tasks to be subcontracted</i>	
Does the participant envisage that part of its work is performed by linked third parties ⁷	Y/N
<i>If yes, please describe the third party, the link of the participant to the third party, and describe and justify the foreseen tasks to be performed by the third party</i>	

⁷ A third party that is an affiliated entity or has a legal link to a participant implying a collaboration not limited to the action. (Article 14 of the Model Grant Agreement).

Does the participant envisage the use of contributions in kind provided by third parties (Articles 11 and 12 of the General Model Grant Agreement)	Y/N
<i>If yes, please describe the third party and their contributions</i>	

Note for the students: skip part 4.2

Section 5: Ethics and Security

⚠ *This section is not covered by the page limit.*

5.1 Ethics

If you have entered any ethics issues in the ethical issue table in the administrative proposal forms, you must:

- submit an ethics self-assessment, which:
 - describes how the proposal meets the national legal and ethical requirements of the country or countries where the tasks raising ethical issues are to be carried out;
 - explains in detail how you intend to address the issues in the ethical issues table, in particular as regards:
 - research objectives (e.g. study of vulnerable populations, dual use, etc.)
 - research methodology (e.g. clinical trials, involvement of children and related consent procedures, protection of any data collected, etc.)
 - the potential impact of the research (e.g. dual use issues, environmental damage, stigmatisation of particular social groups, political or financial retaliation, benefit-sharing, malevolent use , etc.).
- provide the documents that you need under national law(if you already have them), e.g.:
 - an ethics committee opinion;
 - the document notifying activities raising ethical issues or authorising such activities

⚠ *If these documents are not in English, you must also submit an English summary of them (containing, if available, the conclusions of the committee or authority concerned).*

⚠ *If you plan to request these documents specifically for the project you are proposing, your request must contain an explicit reference to the project title.*

5.2 Security⁸

Please indicate if your project will involve:

- activities or results raising security issues: (YES/NO)
- 'EU-classified information' as background or results: (YES/NO)

⁸ Article 37.1 of the Model Grant Agreement: *Before disclosing results of activities raising security issues to a third party (including affiliated entities), a beneficiary must inform the coordinator — which must request written approval from the Commission/Agency. Article 37.2: Activities related to 'classified deliverables' must comply with the 'security requirements' until they are declassified. Action tasks related to classified deliverables may not be subcontracted without prior explicit written approval from the Commission/Agency. The beneficiaries must inform the coordinator — which must immediately inform the Commission/Agency — of any changes in the security context and — if necessary — request for Annex 1 to be amended (see Article 55).*